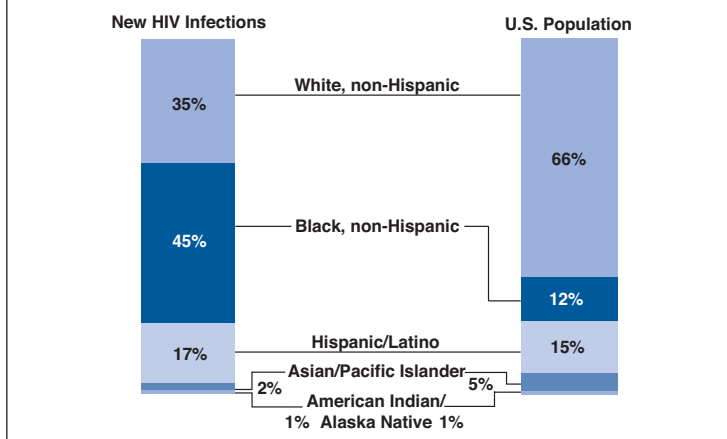


Black Americans and HIV/AIDS

September 2009

Black Americans have been disproportionately affected by HIV/AIDS since the epidemic's beginning, and that disparity has deepened over time.^{1,2} Blacks account for more new HIV infections, AIDS cases, people estimated to be living with HIV disease, and HIV-related deaths than any other racial/ethnic group in the U.S.^{1,3,4,5,6} The epidemic has also had a disproportionate impact on Black women, youth, and gay and bisexual men, and its impact varies across the country. Moreover, Blacks with HIV/AIDS may face greater barriers to accessing care than their white counterparts.^{7,8,9} Today, there are approximately 1.1 million people living with HIV/AIDS in the U.S, including more than 500,000 who are Black.⁵ Analysis of national household survey data found that 2% of Blacks in the U.S. were HIV positive, higher than any other group.¹⁰

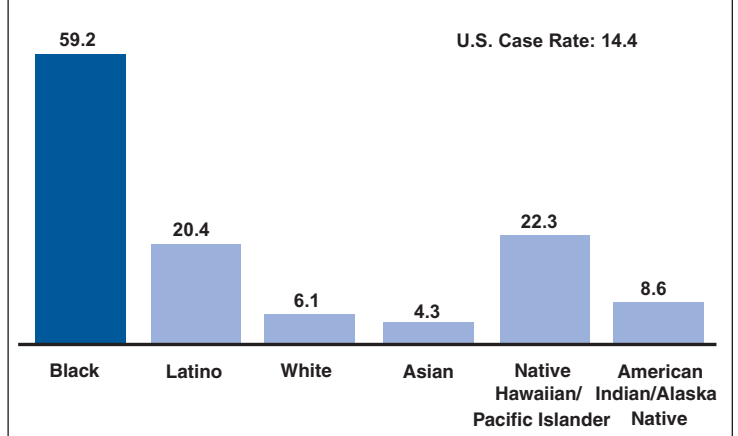
Figure 1: New HIV Infections & U.S. Population, by Race/Ethnicity, 2006^{3,4,11}



Snapshot of the Epidemic

- Although Black Americans represent only 12% of the U.S. population,¹¹ they account for 45% of new HIV infections (Figure 1) and 46% of people living with HIV disease in 2006.^{3,4,5} Blacks also account for almost half of new AIDS diagnoses (49%) in 2007.^{1,12}
- The AIDS case rate per 100,000 among Black adults/adolescents was nearly 10 times that of whites in 2007 (Figure 2).^{1,13} The AIDS case rate for Black men (81.3) was the highest of any group, followed by Black women (39.8). By comparison, the rate among white men was 10.6.^{1,13} The rate of new infections is also highest among Blacks and was 7 times greater than the rate among whites in 2006.^{3,4}
- HIV-related deaths and HIV death rates are highest among Blacks. Blacks accounted for 57% of deaths due to HIV in 2006⁶ and their survival time after an AIDS diagnosis is lower on average than it is for most other racial/ethnic groups.¹ In 2006, Black men had the highest HIV death rates per 100,000 men ages 25–34 and 35–44; the HIV death rates among Black women in the same age groups were also the highest among women.¹⁴
- HIV was the 4th leading cause of death for Black men and 3rd for Black women, ages 25–44, in 2006, ranking higher than for their respective counterparts in any other racial/ethnic group.¹⁵

Figure 2: AIDS Case Rate per 100,000 Population, by Race/Ethnicity, for Adults/Adolescents, 2007^{1,13}



Key Trends and Current Cases

- The number of new HIV infections per year among Blacks is down from its peak in the late 1980s, but has exceeded the number of infections among whites since that time; new infections have remained stable in recent years.⁴
- The share of AIDS diagnoses accounted for by Blacks has risen over time, rising from 25% of cases diagnosed in 1985 to 49% in 2007; in recent years, this share also has remained relatively stable.^{1,2}
- A recent analysis of 1999–2006 data from a national household survey found that 2% of Blacks in the U.S. (among those ages 18–49) were HIV positive, significantly higher than whites (0.23%). Also, the prevalence of HIV was higher among Black men (2.64%) than Black women (1.49%).¹⁰
- The number of Black Americans living with AIDS increased by 24% between 2003 and 2007, compared to an 18% increase among whites.¹
- The number of deaths among both Blacks and whites with AIDS declined between 2003 and 2007, by 20% respectively. Deaths among Latinos also declined.¹

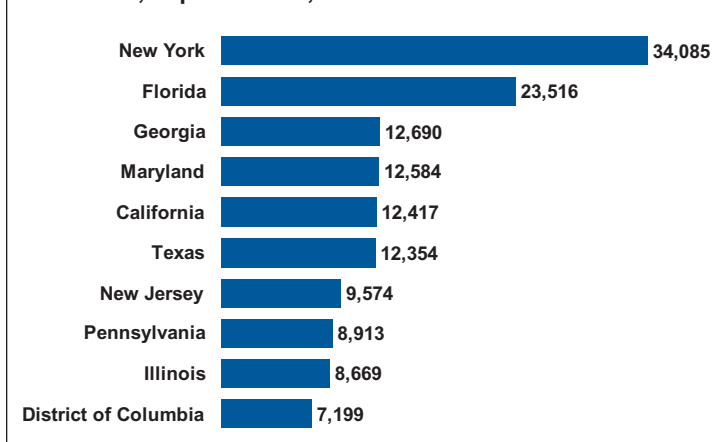
Women and Young People

- Black women account for the largest share of new HIV infections among women (61% in 2006) and the incidence rate among Black women is nearly 15 times the rate among white women.¹⁶
- Black women account for the majority of new AIDS cases among women (66% in 2007); white and Latina women account for 17% and 15% of new AIDS cases, respectively.^{1,13}
- Black women represent more than a third (36%) of AIDS cases diagnosed among Blacks (Black men and women combined) in 2007; by comparison, white women represent 15% of AIDS cases diagnosed among whites in 2007.^{1,13}
- Although Black teens (ages 13–19) represent only 15% of U.S. teenagers, they account for 68% of new AIDS cases reported among teens in 2007.¹⁷ A similar impact can be seen among Black children.¹

Transmission

- HIV transmission patterns among Black men vary from those of white men. Although both groups are most likely to have been infected through sex with other men, white men are more likely to have been infected this way. Heterosexual transmission and injection drug use account for a greater share of infections among Black men than white men.^{1,16,18}
- Black women are most likely to have been infected through heterosexual transmission, the most common transmission route for women overall. White women are more likely to have been infected through injection drug use than Black women.^{1,16}
- Among gay and bisexual men, Blacks have been disproportionately affected. A study in 5 major U.S. cities found that 46% of Black gay and bisexual men in the study were infected with HIV, compared to 21% of white and 17% of Latino gay and bisexual men. Knowledge of HIV status among those already infected was also very low, particularly among Blacks.^{19,20} In addition, newly infected Black gay and bisexual men are younger than their white counterparts with those ages 13–29 accounting for 52% of new infections among Blacks compared to 25% among whites.¹⁶

Figure 3: Number of Black Americans Estimated to be Living with AIDS, Top 10 States, 2007²¹



Geography

Although AIDS cases among Blacks have been reported throughout the country, the impact of the epidemic is not uniformly distributed:

- AIDS case rates per 100,000 among Blacks are highest in the eastern part of the U.S. The District of Columbia has the highest case rate for Blacks (263.8) in the country.^{13,21}
- The majority of Blacks estimated to be living with AIDS and the majority of newly reported AIDS cases among Blacks in 2007 occurred in the South; by comparison, Blacks represent approximately 19% of the South's population.^{21,22,23}
- Estimated AIDS prevalence among Blacks is clustered in a handful of states, with 10 states accounting for 71% of Blacks estimated to be living with AIDS in 2007. New York, Florida, and Georgia top the list (Figure 3).^{21,22} Ten states also account for the majority of newly reported AIDS cases among Blacks (68% in 2007).^{21,22}

Access to and Use of the Health Care System

- The HIV Cost and Services Utilization Study (HCSUS), the only nationally representative study of people with HIV/AIDS receiving regular or ongoing medical care for HIV, found that Blacks fared more poorly on several important measures of access and quality than whites; these differences diminished over time but were not completely eliminated.⁷ HCSUS also found that Blacks were more likely to report postponing medical care because they lacked transportation, were too sick to go to the doctor, or had other competing needs.⁸
- An analysis of data from 2000–2002 in 11 HIV primary and specialty care sites in the U.S. found higher rates of hospitalization among Blacks with HIV/AIDS, but differences in outpatient utilization were not significant.⁹

Health Insurance

Having health insurance, either public or private, improves access to care. Insurance coverage of those with HIV/AIDS varies by race/ethnicity, as it does for the U.S. population overall.

- According to HCSUS, Blacks with HIV/AIDS were more likely to be publicly insured or uninsured than their white counterparts, with over half (59%) relying on Medicaid compared to 32% of whites. One fifth of Blacks with HIV/AIDS (22%) were uninsured compared to 17% of whites. Blacks were also much less likely to be privately insured than whites (14% compared to 44%).²⁴
- Insurance status also varies at the time of HIV diagnosis. Analysis of data from 25 states between 1994 and 2000 found that Blacks were less likely than whites to have private coverage and more likely to be covered by Medicaid, or uninsured, at the time of their HIV diagnoses.²⁵

HIV Testing

- Among the U.S. population overall, Blacks are more likely than whites to report having been tested for HIV in the last 12 months (40% compared to 14%).²⁶
- Among those who are HIV positive, CDC data indicate that 35% of Blacks were tested for HIV late in their illness—that is, diagnosed with AIDS within one year of testing positive for HIV (in those states/areas with HIV name reporting); by comparison, 34% of whites and 41% of Latinos were tested late.¹

Concern About HIV/AIDS

- A recent survey found that Black Americans express concern about HIV/AIDS. More than 1 in 5 Black Americans surveyed named HIV/AIDS as the number one health problem in the U.S. and 40% say that HIV/AIDS is a more urgent problem in their community than it was a few years ago.²⁶
- Personal concern about becoming infected with HIV is highest among Blacks, as is concern among Black parents about their children becoming infected. However, the proportion of Blacks saying they are personally concerned about becoming infected has declined since the mid-1990s.²⁶

References

- 1 CDC. *HIV/AIDS Surveillance Report*, Vol. 19; 2009.
- 2 CDC. Special Data Request; 2006.
- 3 Hall HI et al. "Estimation of HIV Incidence in the United States." *JAMA*, Vol. 300, No. 5; August 2008.
- 4 CDC. *Fact Sheet: Estimates of New HIV Infections in the United States*; August 2008.
- 5 CDC. *MMWR*, Vol. 57, No. 39; 2008.
- 6 NCHS. "Deaths: Final Data for 2006," *NVSR*, Vol. 57, No. 14; 2009.
- 7 Shapiro MF et al. "Variations in the Care of HIV-Infected Adults in the United States." *JAMA*, Vol. 281, No. 24; 1999.
- 8 Cunningham WE et al. "The Impact of Competing Subsistence Needs and Barriers to Access to Medical Care for Persons with Human Immunodeficiency Virus Receiving Care in the United States." *Medical Care*, Vol. 37, No. 12; 1999.
- 9 Fleishman JA et al. "Hospital and Outpatient Health Services Utilization Among HIV-Infected Adults in Care 2000–2002." *Medical Care*, Vol. 43, No. 9, Supplement; September 2005.
- 10 McQuillan GM et al. *NCHS Data Brief*, No. 4; January 2008.
- 11 U.S. Census Bureau. 2006 Population Estimates.
- 12 Calculations based only on cases for which race/ethnicity data were provided.
- 13 Includes estimated cases among those 13 years of age and older. Estimates do not include U.S. dependencies, possessions, and associated nations, and cases of unknown residence.
- 14 CDC/NCHS. National Vital Statistics System, Deaths, Percent of Total Deaths, and Death Rates for the 15 Leading Causes of Death in 10-year Age Groups, by Hispanic Origin, Race for Non-Hispanic Population and Sex: United States, 2006 (LCWK5).
- 15 CDC. *Slide Set: HIV Mortality* (through 2006).
- 16 CDC. *MMWR*, Vol. 57, No. 36; 2008.
- 17 CDC. *Slide Set: HIV/AIDS Surveillance in Adolescents and Young Adults* (through 2007).
- 18 CDC. *Slide Set: HIV/AIDS Surveillance by Race/Ethnicity* (through 2007).
- 19 CDC. *Fact Sheet: HIV/AIDS Among Men Who Have Sex with Men*; June 2007.
- 20 CDC. *MMWR*, Vol. 54, No. 24; 2005.
- 21 The Kaiser Family Foundation, www.statehealthfacts.org. Data Source: Centers for Disease Control and Prevention, Division of HIV/AIDS Prevention-Surveillance and Epidemiology, Special Data Request; 2009.
- 22 Estimates include U.S. dependencies, possessions, and associated nations, and cases of unknown residence.
- 23 US Census Bureau. *The Black Population: 2000*; August 2001.
- 24 Fleishman JA. Personal Communication, Analysis of HCSUS Data; January 2002.
- 25 Kaiser Family Foundation analysis of CDC data.
- 26 Kaiser Family Foundation. *Survey of Americans on HIV/AIDS*; 2009.